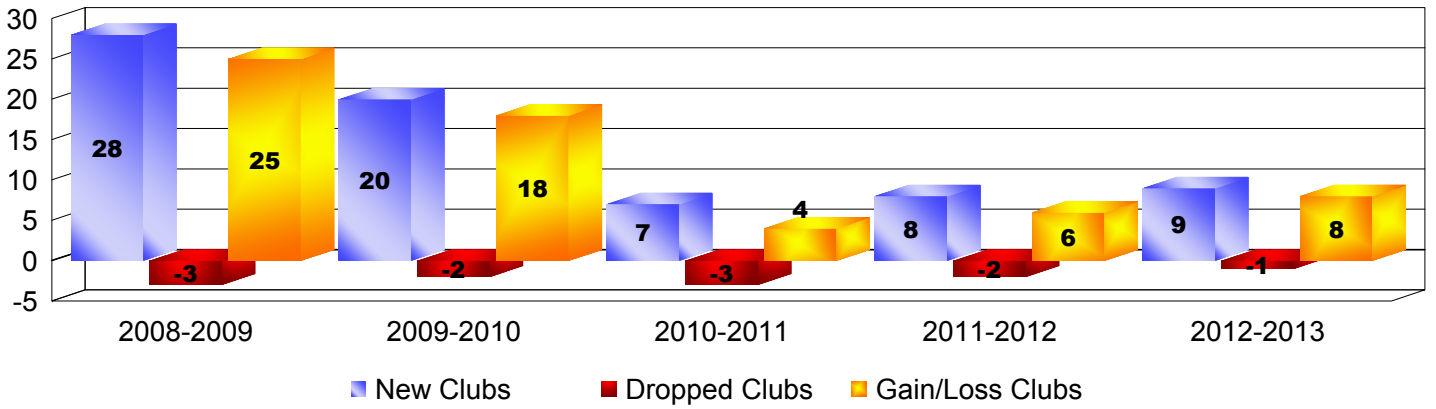
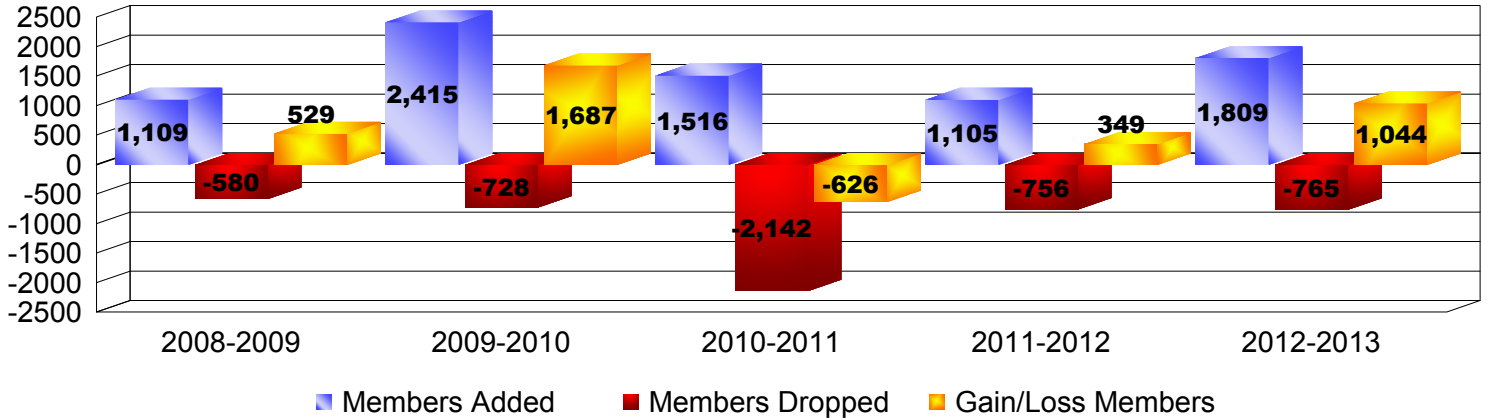


Year	New Clubs	Dropped Clubs	Gain/Loss Clubs	New Members	Charter Members	Reinstate Members	Transfer Members	Total Member Added	Total Members Dropped	Gain/Loss Members
2008-2009	28	-3	25	487	587	26	9	1109	-580	529
2009-2010	20	-2	18	1643	721	38	13	2415	-728	1687
2010-2011	7	-3	4	1169	276	28	43	1516	-2142	-626
2011-2012	8	-2	6	822	229	34	20	1105	-756	349
2012-2013	9	-1	8	1485	251	67	6	1809	-765	1044
<b>Average</b>	<b>14</b>	<b>-2</b>	<b>12</b>	<b>1121</b>	<b>413</b>	<b>39</b>	<b>18</b>	<b>1591</b>	<b>-994</b>	<b>597</b>

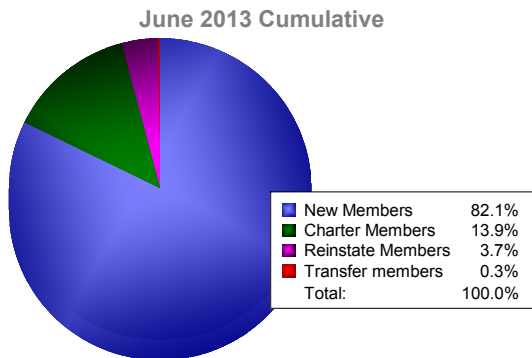
### Clubs



### Members



### Membership Composition



### Gender Comparison

